

3 Phase MMA – TIG Lift 250A – 400V

Capable of functioning on a long power cable

Works on a wide range of input voltage (340V > 500V)

For unbeatable price and performance, the 250 A TRI is ideal for MMA (Electrode) welding on a 3 phase network.

With a protection rating of IP23, the machine is very robust.

The machine features a touch key-pad and digital display.

Its duty cycle is suitable for professional work in mechanised welding, sheet metal and piping.

MMA (250A)

- ✓ The 250 A Tri's flexible arc dynamic allows it to weld Steel, Stainless Steel, Cast Iron, Rutile or Basic electrodes easily.
- ✓ In addition to Anti-sticking, this product features:
 - Adjustable Hot-Start : facilitates the ignition of all types of metal
 - Low Hot start for thin metals
 - High Hot start for difficult to weld metals (dirty or oxidised pieces)
 - Adjustable Arc force : for better penetration and prevention of sticking




Ref. 010147 : without accessories



TIG Lift (250A)

- ✓ Easy start with TIG-Lift feature: Machine prevents tungsten inclusions and radio electrical disturbances.
- ✓ To ensure a smooth welding bead, the GYSMI 250 A Tri includes an innovative « Arc Down Slope » function with:

- Automatic release - with a simple movement with the torch
- Adjustable down-slope



PROFESSIONAL UNIT

- ✓ Ventilation tunnel to protect onboard electronics against dust



- ✓ With its protection rating of IP23 (rain/dust), the GYSMI 250 A TRI is particularly suitable for work outdoors.





ACCESSORIES

MMA Kit n°3
(optional)

Ref. 047341
Long Cable 4 m Ø 35 mm²



CE EN 60974-1

50/60Hz	-AM-	I ₂								EN60974-1 (40°C)		U ₀	 mm ²	 cm/kg	 Protected & compatible POWER GENERATOR (+/-15%)	
		TIG	MMA	Ø1,6	Ø2	Ø2,5	Ø3,2	Ø4	Ø5	I _A (60%)	X% (I ₂ max)					
400V 3~	16A	10 - 250A	10 - 250A	62	50	47	45	38	19	120A	15%	66V	35/50	16x40x30 / 8,6	10kW	12,5kVA